


## Magic Dove Set for TOM

First I have to thank you for purchasing this little two Doves. It's an easy mod, because no soldering is necessary, you have only to put the wires through a hole of the playfield to get the wires to the right place.



You can disconnect the wires in the middle to get the wires through the playfield  
The colors of the alligator may different but there will be marked with + and GND





put the wires nearby the target through the playfield.




You can wire the alligator connectors e.g to this lamp


Now its time for the second dove



put the wire this way




and down under though this hole



and connect it here:





For me its a great mod and I hope you will enjoy it like me.

If you have questions, you can contact me at [klaus@wolfsoft.de](mailto:klaus@wolfsoft.de)

Klaus Wolf (Germany) [www.wolfsoft.de](http://www.wolfsoft.de)