

Archer with LED Mod #2 for Medieval Madness


First I have to thank you for purchasing this little two archers :-)

It's an easy mod, because no soldering is necessary, you have only to put the wires through a hole of the playfield to get the wires to the right place.




You can disconnect the wires in the middle to get the wires through the playfield


The colors of the alligator may different but there will be marked with + and GND




Use this way to get under the playfield and see how to screw the plastic




Left one, under the playfield (if there is no light up, switch the colors of the alligators)
Left site of the lamp is +, right site of the lamp is GND



The right one uses this way to get under the playfield (you can hide the wires under the plastic)



Right one, under the playfield (if there is no light up, switch the colors of the alligators)
Upper middle site of the lamp is +, right site of the lamp is GND



For me its a great mod and I hope you will enjoy it like me

If you have questions, you can contact me at klaus@wolfsoft.de

Klaus Wolf (Germany) www.wolfsoft.de