









## Evil EYE Troll Mod for Medieval Madness



It's an easy mod, because no soldering is necessary. The only "hard" part is to remove the old Trolls and put the new one instead.

Here you will find some pics about how to change the Trolls. Please remind the springs ;-)





To power up the pcb-board connect the 5pin molex to the board connector.

You have to connect the 2pin molex in between original switches of the Trolls (see red marked area).

Finally connect the pcb to the playfield.

For me its a great mod. I hope you will enjoy it like me.

Feel free to contact me at [klaus@wolfsoft.de](mailto:klaus@wolfsoft.de)

Klaus Wolf (Germany)  
[www.wolfsoft.de](http://www.wolfsoft.de)