

Troll with yellow Leds for Medieval Madness

First I have to thank you for purchasing this ugly TROLL :-)

It's an easy mod, because no soldering is necessary, you have only to put the wires through a hole of the playfield to get the wires to the right place.



You can bind it to the left ramp with the help of two cable clips.


Move the plastic plate to the right position so the axe will not handicap a ball and the switch on the right is working.





Put the wire through the hole down under the RAMP.




Carry the two wires through the cabinet to the backglass




and connect the two wires to the left upper flasher with the help of a screwdriver and press the wires between the brackets.




insert red wire from toll with help of a crewdriver



Remove black/red Wire



insert black wire from troll



insert black/red wire from flasher

For me its a great mod and I hope you will enjoy it like me

If you have questions, you can contact me at klaus@wolfsoft.de

Klaus Wolf (Germany) www.wolfsoft.de