

## Archer Slingshot LED Mod for Medieval Madness

First I have to thank you for purchasing this little two archers :-)

It's an easy mod, because no soldering is necessary, you have only to put the wires through a hole of the playfield to get the wires to the right place. Its completely removeable without a trace.



Remove the blue protective sheet and the original Slingshotplastics


You can put the wires through this hole with the help of a pencil



The colors of the alligators may differ but there will be marked with + and GND


You can choose every Insert Lamp you wish but we recommend to use one off the nearby outline Insert Lamps.

I am using the Inserts of "I" and "R" for slingshot Archers.



Here you can see the positions in detail


"F" eg. for Archer#2 Set




"E" eg. for Archer#2 Set



"I" eg. for Archer Slingshot



"R" eg. for Archer Slingshot



For me its a great mod and I hope you will enjoy it like me

If you have questions, you can contact me at [klaus@wolfsoft.de](mailto:klaus@wolfsoft.de) Klaus Wolf (Germany)  
[www.wolfsoft.de](http://www.wolfsoft.de)